

Features of a WOOD Folding Stairway –

- Highest Quality Southern Yellow Pine components
- UNI-FRAME Construction - each wood or metal part braces another
- All Treads are nosed, beveled and face grooved for better traction
- 3/16" Steel Rod under each tread for reinforcement
- Full width piano hinge
- "A" Grade Plywood Door Panel - completely framed for added rigidity
- Adjustable Spring Tension
- Hardware is plated, painted or galvanized to prevent rust
- Moulded Wood Handrail
- Completely Assembled - Ready to Install



Folding Stairways are recommended for Residential Use Only.

Ultimate Stairway (shown)



Thermogard Insulation Panel

EXCEL - Standard Duty

- ❖ 1" x 4" Treads - 1" x 4" Stiles & Frame
- Optional "Thermogard" Insulation Panel (R6) (8'-9" only)
- Manufacturer Suggested Weight Capacity **250 lbs.**

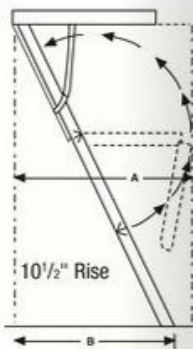
IMPERIAL - Heavy duty

- ❖ 1" x 6" Treads, 1" x 5" Stiles & Frame
- Optional "Thermogard" Insulation Panel (R6) (8'-9" only)
- Manufacturer Suggested Weight Capacity **300 lbs.**

ULTIMATE - Extra Duty w/Thermogard

- ❖ 2" x 5" Treads - 2" x 4" Stiles
- ❖ 1" x 6" Frame
- "Thermogard" Insulation Panel (R6) - Standard Heavy Duty Hardware
- Manufacturer Suggested Weight Capacity **350 lbs.**

Model	Finished Ceiling Height	Rough Opening	(A) Projection	(B) Landing Space
Excel Slimline	8'-5"	22" x 48"	63"	54"
Excel Slimline	8'-9"	22" x 54"	66"	56"
Excel Slimline w/Thermogard & Weatherstripping	8'-9"	22" x 54"	66"	56"
Excel Slimline	10'-3"	22" x 54"	75"	64"
Excel	8'-9"	25 1/2" x 54"	66"	56"
Excel w/Thermogard	8'-9"	25 1/2" x 54"	66"	56"
Excel	10'-3"	25 1/2" x 54"	75"	64"
Imperial	8'-9"	25 1/2" x 54"	68"	57"
Imperial w/Thermogard & Weatherstripping	8'-9"	25 1/2" x 54"	68"	57"
Imperial	10'-3"	25 1/2" x 54"	77"	65"
Imperial w/Thermogard & Weatherstripping	10'-3"	25 1/2" x 54"	77"	65"
Ultimate w/Thermogard & Weatherstripping	8'-9"	25 1/2" x 54"	66"	56"
Ultimate w/Thermogard & Weatherstripping	10'-3"	25 1/2" x 54"	75"	64"
Premium Aluminum	8'-9"	25 1/2" x 54"	66"	56"



New!

❖ Nominal

TRIM NOT INCLUDED

Features of an ALUMINUM Folding Stairway –

- Stiles made of Heavy Duty Aluminum extrusions
- Heavy Duty Aluminum section hinges
- Solid Aluminum Rivets connect treads to stiles
- Adjustable Spring Tension
- Angle bracing on top of each section
- Fully adjustable foot assembly with slip-resistant foot pads
- Aluminum Handrail
- "Thermogard" Insulation Panel (R-6)
- Completely Assembled – Ready to Install



PREMIER - Aluminum Stair

Aluminum Stiles, Handrails, Treads

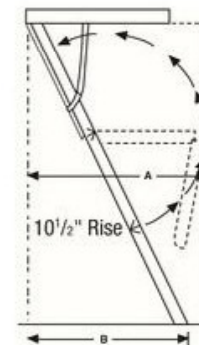
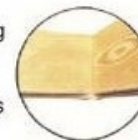
- ❖ 1" x 4" Wood Frame

Manufacturer Suggested Weight Capacity **300 lbs.**

Ceiling Height: 8'-9"
 Rough Opening: 25 1/2" x 54"
 Projection (A): 66"
 Landing Space (B): 56"

WEATHER-STRIPPING OPTION –

A factory installed bulb type weather-stripping seals the framed opening and door panel. It reduces air leaks, assures a proper seal and will remain in place. Available for all Memphis folding stairs.



FIREGUARD OPTION –

The fire retardant plywood door panel is chemically treated to provide slower ignition, low flame spread and lower smoke production, and has self extinguishing features (burning ceases when ignition source is removed or exhausted).

Folding Stairways are recommended for Residential Use Only.



Heavy Duty Aluminum Section Hinges



Fully Adjustable Foot Assembly with Slip Resistant Foot Pads

❖ Nominal